

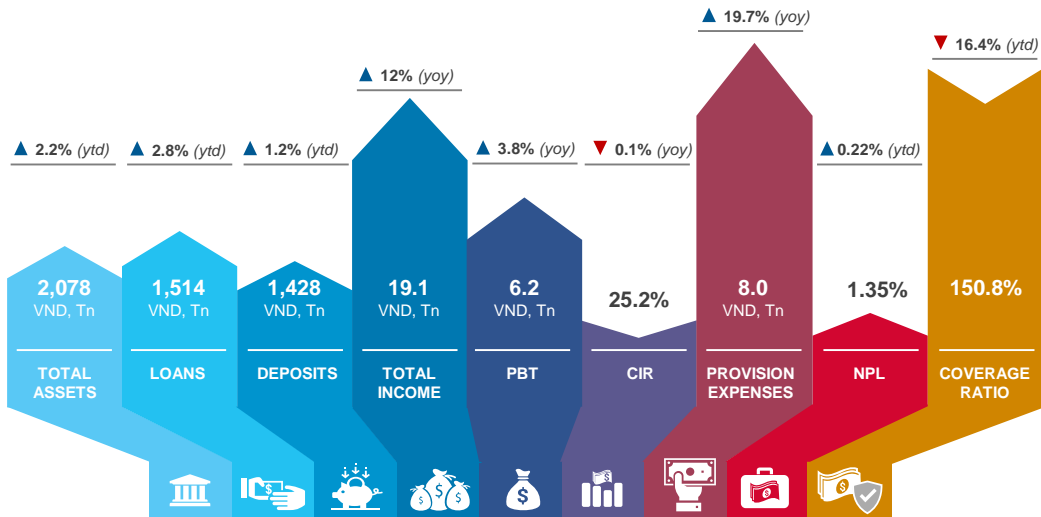


NEWS UPDATE FINANCIAL REPORTS

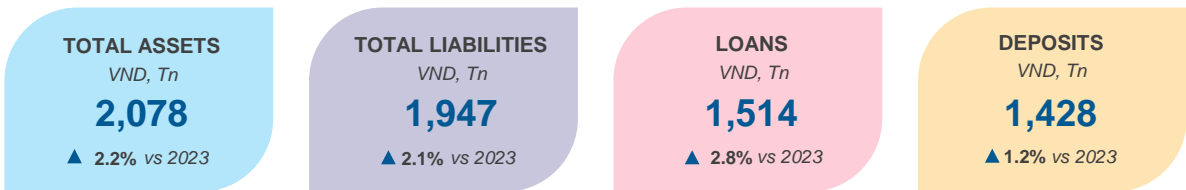
1Q2024



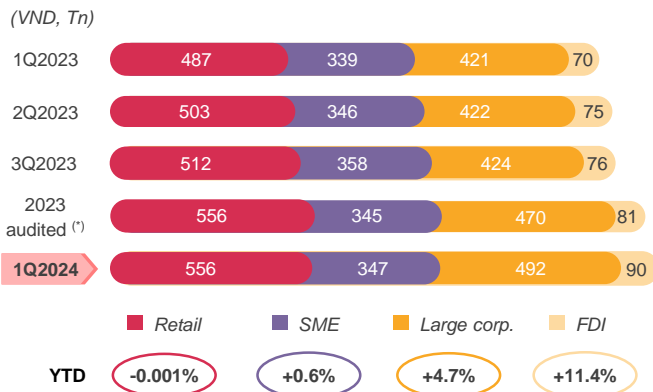
Business performance in 1Q2024 posted positive results



Main scale indicators continued to follow an upward trend compared to 2023 year end

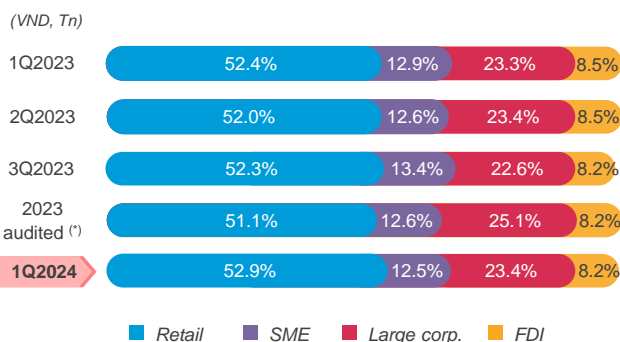


LOANS TO CUSTOMERS BY CUSTOMER SEGMENT



Outstanding loan balance as at 31st March 2024 recorded a ytd 2.8% uplift, higher than sector-wide growth (1,34% on 29/3/2024). Growth of outstanding credit balance in 1Q2024 focused on FDI segments (up 11.4% ytd) and Large corp. (up 4.7% ytd). However, in 2024, VietinBank maintains its focus on growth of retail and SME segments, sectors with good growth potential such as electricity, water, pharmaceuticals, medical equipment, agriculture and agricultural supplies, construction materials, supply chains of staple goods...

CUSTOMER DEPOSIT BY BUSINESS TYPE



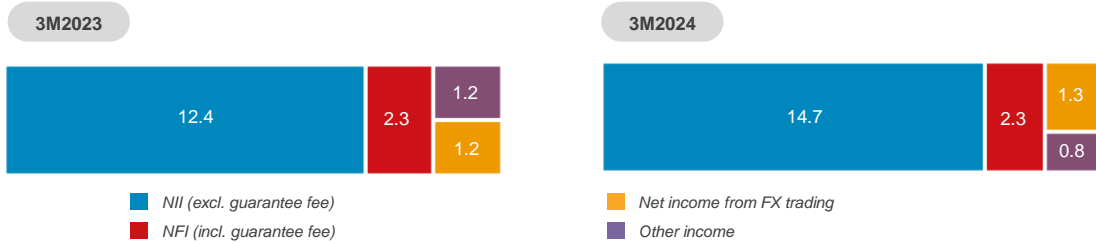
Customer deposits as at 31/03/2024 grew by 1.2% ytd. Compared to 2023 year-end, the proportion of deposit for retail segment at the end of 1Q2023 showed a continuous upward trend from 52.4% to 52.9%.

(*): Data after periodic adjustment of segment (1Q2024)

Operating income maintained favorable growth

TOTAL OPERATING INCOME STRUCTURE

Unit: VND, Tn

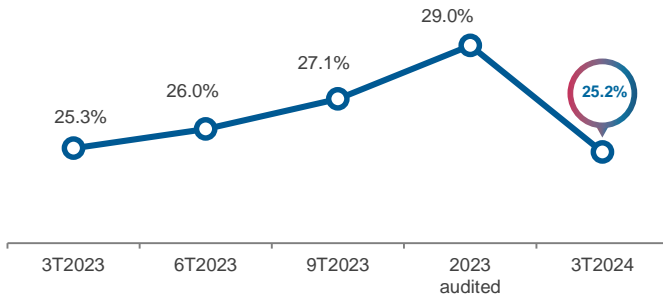


TOI in 1Q2024 scaled up to **19.1 VND, Tn (+12% yoy)**. In which, notably:

- NII (excl. guarantee fee) experienced a **18.7% yoy ascent** driven by reinforced scale coupled with improved profitability from credit portfolio restructuring and risk control.
- Net income from FX trading **continued to grow robustly (+14.6% yoy)** as VietinBank maintained its focus on FDI, SME and retail segments combined with strong shifts from over-the-counter transactions to online FX trading on eFAST and iPay platforms, which increased profitability and efficiency for VietinBank. VietinBank continued to rank first in terms of both revenue and market share of foreign currency trading in the market.

Continuously reasonable cost control

ACCUMULATED CIR

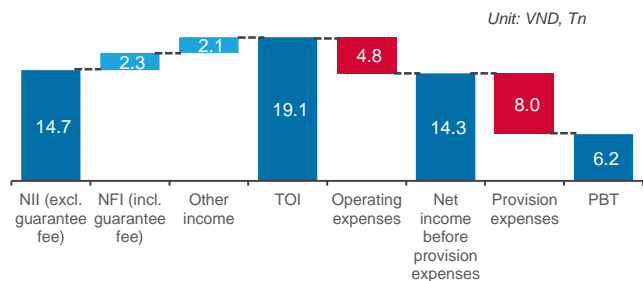


VietinBank's CIR in 1Q2024 reached 25.2%, marginally slower than the same period in 2023. VietinBank continuously optimized efficiency in management of operating expenses, while prioritizing to business promotion activities, digital transformation and key projects of the bank.

Profits stay positive upward route underpinned by good core revenue sources

PROFITS STRUCTURE IN 3M2024

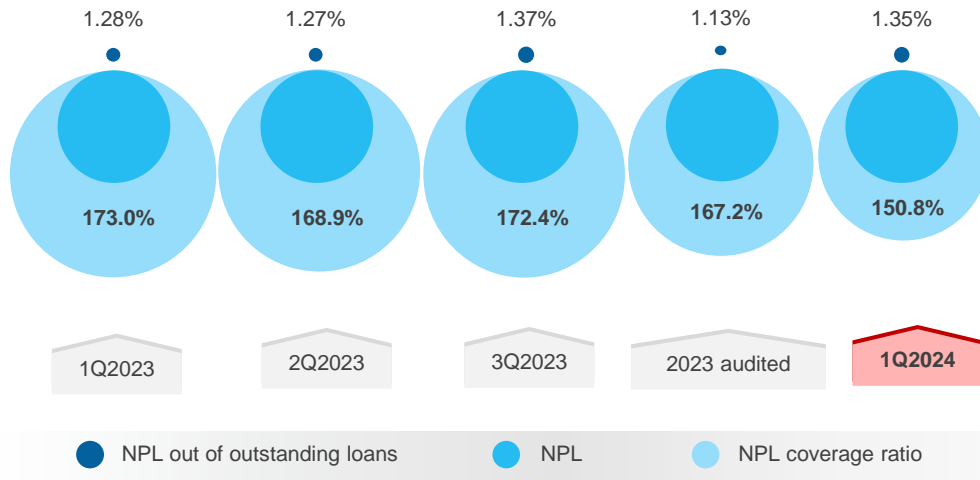
Net income before provision expenses in 1Q2024 reached **14.3 VND, Tn (+12.2% yoy)**. VietinBank proactively spent resources on risk provisions in line with regulations to strengthen its financial buffer for business given that the economy is still facing to many difficulties. Provision expenses in 1Q2024 attained **8 VND, Tn (+19.7% yoy)**. Accordingly, PBT in 1Q2023 amounted to **6.2 VND, Tn (+3.8% yoy)**.



YoY: ▲+18.7% ▼-1.1% ▼-10.1% ▲+12% ▲+11.4% ▲+12.2% ▲+19.7% ▲+3.8%

Asset quality was strictly controlled

NPL RATIO AND NPL COVERAGE RATIO



- NPL out of outstanding loans in 1Q2024 stood at **1.35%**, up 0.22% compared to 2023 year end in the context of many difficult fluctuations of geopolitical economy, the global economy still facing many headwinds which had a major impact on manufacturing and business activities and customers' ability to repay debt. NPL coverage ratio in 1Q2024 was **150.8%**, maintaining a high level.
- As the word economy remains complexity which negatively impacts on the recovery speed of the Vietnamese economy, pressure of bad debts continues to weight heavily on banks, **VietinBank will continue to strengthen risk management and control bad debt below 1.8%** and improve its NPL coverage ratio in 2024.



More information about VietinBank in other publications

(Click on below titles/images to access link ▼)

INVESTOR BUSINESS UPDATE

Quarterly issue



INFORMATION UPDATED ON WEBSITE
www.investor.vietinbank.vn



DISCLAIMER :

This material was prepared using financial statements and other reliable sources with the aims to provide information only. It is recommended to use this material as a source of reference only. The information might be updated from time to time and it is not our responsibility to notify about those changes (if any).

Thank you!



Investor Relations -
 Secretariat to the BoD and Investor Relations -
 Office of the BoD
 +84 243 9413622



No. 108 Tran Hung Dao Str., Hoan Kiem Dist., Hanoi
Investor@vietinbank.vn